



DESCRIZIONE TECNICA / TECHNICAL DESCRIPTION

N.B. GLI ELEMENTI COMPOSITIVI NON SONO VENDIBILI SINGOLARMENTE, MA SOLO IN UNA COMPOSIZIONE DI SEDUTE

STRUTTURA Legno imbottito con Poliuretano e Fiberfill

SEDUTA Cinghie elastiche intrecciate; cuscineria in Poliuretano con Fiberfill e piuma

CUSCIN.SCHIENALE Poliuretano e Fiberfill

RIVESTIMENTO Tessuto o pelle non removibile (seduta e schienale non relizzabile in pelle stampata)

BASAMENTO Acciaio finitura canna di fucile

OPTIONAL Per ogni seduta meccanismo relax per la regolazione indipendente dello schienale e del sedile

N.B. THE SECTIONAL ELEMENTS ARE NOT AVAILABLE AS SINGLE ELEMENT, BUT ONLY IN A SECTIONAL SOFA

FRAME Wood padded with Polyurethane and Fiberfill

SEAT Interwoven elastic bands; cushions in Polyurethane with Fiberfill and feather

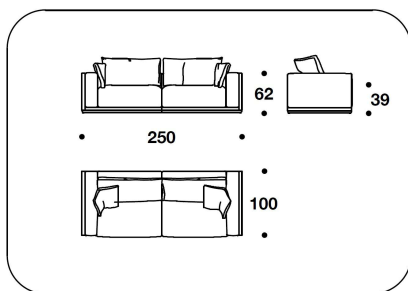
BACK CUSHIONS Polyurethane and Fiberfill

COVER Not removable fabric or leather (seat and back not available with printed leather)

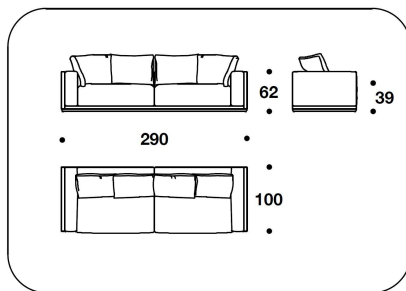
BASE Steel with gun-metal grey finishing

OPTIONAL For each seat, independent relax mechanism for adjustable seat and back

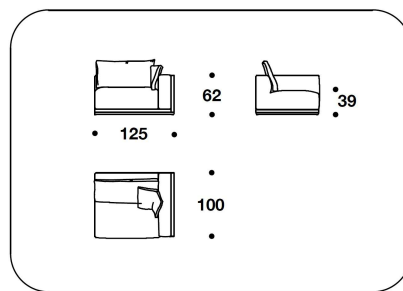




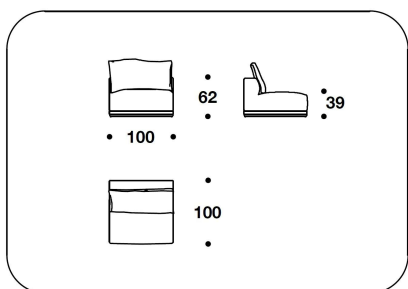
BFP (D3A) - BFP (D3AT)
 DIVANO 3 POSTI / 3 SEATER SOFA
 250x100x62H. - H.S.39cm
 98 1/3x39 1/3x24 1/3H. - H.S.15 1/4"



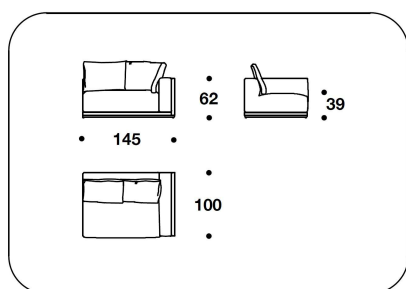
BFP (D4A) - BFP (D4AT)
 MAXI : DIVANO 4 POSTI / 4 SEATER
 SOFA
 290x100x62H. - H.S.39cm
 114 1/3x39 1/3x24 1/3H. - H.S.15 1/4"



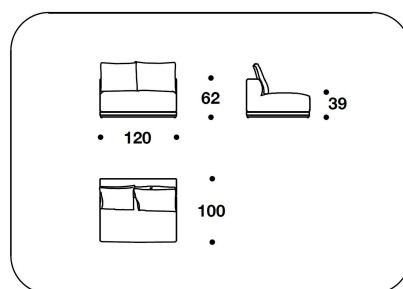
BFP (E1DP) - BFP (E1DPT) - BFP
 (E1SP) - BFP (E1SPT)
 ELEMENTO CON BRACCIOLO DX O SX
 / ELEMENT WITH RIGHT OR LEFT
 ARMREST
 125x100x62H. - H.S.39cm
 49 1/3x39 1/3x24 1/3H. - H.S.15 1/4"



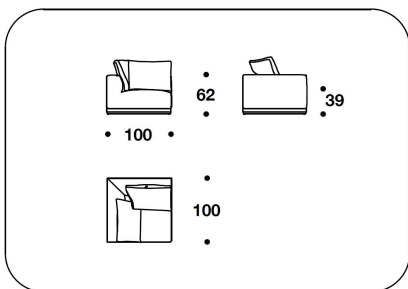
BFP (E1CNP)
 ELEMENTO CENTRALE / CENTRAL
 ELEMENT
 100x100x62H. - H.S.39cm
 39 1/3x39 1/3x24 1/3H. - H.S.15 1/4"



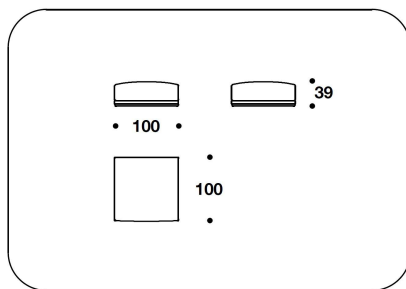
BFP (E1DG) - BFP (E1DGT) - BFP
 (E1SG) - BFP (E1SGT)
 ELEMENTO CON BRACCIOLO DX O SX
 / ELEMENT WITH RIGHT OR LEFT
 ARMREST
 145x100x62H. - H.S.39cm
 57x39 1/3x24 1/3H. - H.S.15 1/4"



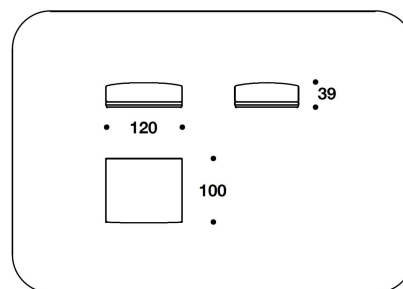
BFP (E1CNG)
 ELEMENTO CENTRALE GRANDE /
 CENTRAL BIG ELEMENT
 120x100x62H. - H.S.39cm
 47 1/3x39 1/3x24 1/3H. - H.S.15 1/4"



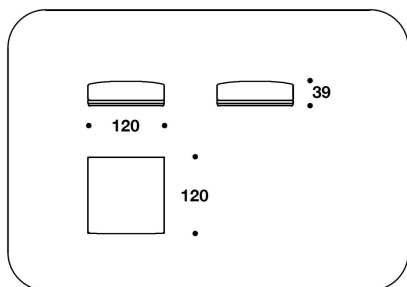
BFP (ANG)
 ELEMENTO ANGOLARE / CORNER
 ELEMENT
 100x100x62H. - H.S.39cm
 39 1/3x39 1/3x24 1/3H. - H.S.15 1/4"




BFP (POU)
 POUF / OTTOMAN
 100x100x39H.cm
 39 1/3x39 1/3x15 1/4H."



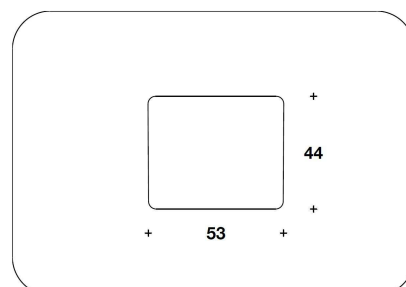
BFP (POU1)
 POUF / OTTOMAN
 120x100x39H.cm
 47 1/3x39 1/3x15 1/4H."



BFP (POU2)
POUF / OTTOMAN
120x120x39H.cm
47 1/3x47 1/3x15 1/4H."



BFP (CUS)
OPTIONAL : CUSCINO / CUSHION
40x40cm
15 3/4x15 3/4"



BFP (CUSBR) - BFP (CUSBRT)
OPTIONAL : CUSCINO BRACCIOLO /
ARM CUSHION
53x44cm
21x17 1/4"

Note