



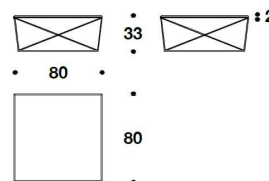
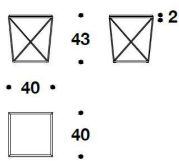
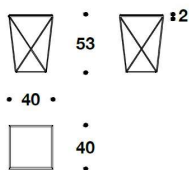
**DESCRIZIONE TECNICA / TECHNICAL DESCRIPTION**

**GAMBE** Acciaio finitura canna di fucile o bronzo spazzolato

**PIANO** Marmo di Carrara bianco o Emperador Dark

**LEGS** Steel with gun-metal grey or brushed bronze finishing

**TOP** Carrara White or Dark Emperador marble



CTT (08)  
 SIDE TABLE  
 40x40x53H.cm  
 15 3/4x15 3/4x21H."

CTT (09)  
 COFFEE TABLE  
 40x40x43H.cm  
 15 3/4x15 3/4x17H."

CTT (10)  
 COFFEE TABLE  
 80x80x33H.cm  
 31 1/3x31 1/3x13H."

**Note**