




DESCRIZIONE TECNICA / TECHNICAL DESCRIPTION

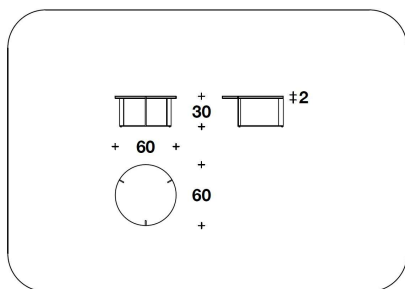
TOP Legno laccato o impiallacciato Ebony Macassar, Erable, Tan Pear, palissandro Rosewood oppure Rosewood Dark, finitura lucida spazzolata

BASE Acciaio finitura cromo lucido, canna di fucile, Bronze Shadow, bronzo spazzolato, ottone lucido oppure spazzolato

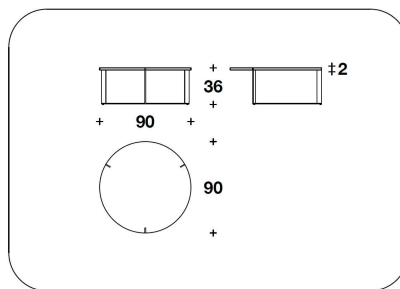
TOP Lacquered wood or veneered Ebony Macassar, Erable, Tan Pear, Rosewood or Rosewood Dark, with glossy brushed finishing

BASE Steel with polished chrome, gun-metal grey, Bronze Shadow, brushed bronze, polished or brushed brass finishing

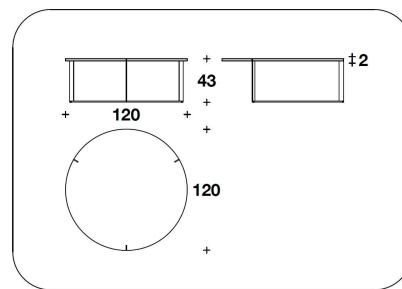




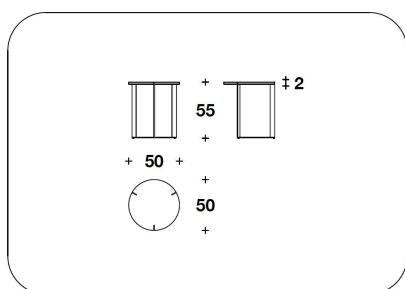
TCT (CF63E/5) - TCT (CF63L/5)
 COFFEE TABLE
 Ø 60x30H. cm
 Ø 23 2/3x11 3/4H. "



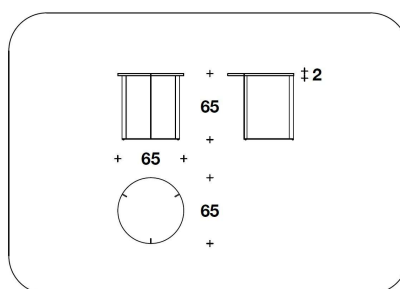
TCT (CF63E/4) - TCT (CF63L/4)
 COFFEE TABLE
 Ø 90x36H. cm
 Ø 35 1/3x14 1/4H. "



TCT (CF63E/3) - TCT (CF63L/3)
 COFFEE TABLE
 Ø 120x43H. cm
 Ø 47 1/3x17H. "



TCT (CF63E/1) - TCT (CF63L/1)
 SIDE TABLE
 Ø 50x55H. cm
 Ø 19 3/4x21 2/3H. "



TCT (CF63E/2) - TCT (CF63L/2)
 SIDE TABLE
 Ø 65x65H. cm
 Ø 25 2/3x25 2/3H. "

Note