



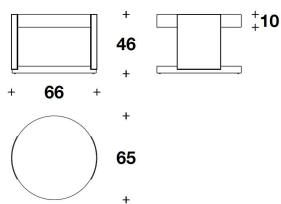
DESCRIZIONE TECNICA / TECHNICAL DESCRIPTION

STRUTTURA Acciaio curvato con finitura cromo lucido, Winter Gold oppure bronzo spazzolato

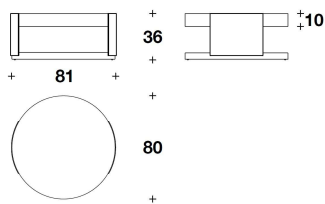
TOP/BASE Legno laccato con finitura lucida spazzolata

FRAME Curved steel with polished chrome, Winter Gold or brushed bronze finishing

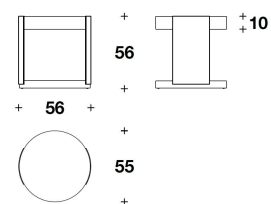
TOP/BASE Lacquered wood with glossy brushed finishing



LCT (50L/2)
 COFFEE TABLE
 66x65x46H.cm
 26x25 2/3x18H."



LCT (50L/3)
 COFFEE TABLE
 81x80x36H.cm
 32x31 1/3x14 1/4H."



LCT (50L/1)
 SIDE TABLE
 56x55x56H.cm
 22x21 2/3x22H."

Note