



DESCRIZIONE TECNICA / TECHNICAL DESCRIPTION

STRUTTURA Legno imbottito con Poliuretano e Fiberfill

SEDUTA Cinghie elastiche intrecciate; cuscineria imbottita in Poliuretano e piumino

CUSCINAT.SCHIENALE Piuma con ricamo cross-hatching. Rullo schienale in Poliuretano rivestito in pelle con fibbie in acciaio finitura cromo lucido o canna di fucile

CUSCINI BRACCIOLO Piumino

RIVESTIMENTO Non removibile in tessuto o pelle. Filetto in pelle su inserto bracciolo coordinato alla struttura con rivestimento in pelle, oppure alle cinghie del rullo con rivestimento in tessuto. Profili in acciaio finitura cromo lucido o canna di fucile

PIEDI Legno tinto wengé

OPTIONAL Filetto Selleria

FRAME Wood padded with Polyurethane and Fiberfill

SEAT Interwoven elastic belts; cushions in Polyurethane and down feather

BACK CUSHION Feather with cross-hatching embroidery. Polyurethane roll with leather cover and steel buckles with polished chrome or gun-metal grey finishing

ARM CUSHIONS Down feather

COVER Not removable fabric or leather. Leather piping on armrest insert, coordinated with the frame for leather cover version, coordinated with the roll belts for the fabric cover version. Steel profiles with polished chrome or gun-metal grey finishing


FEET Wood stained wengé

OPTIONAL Selleria piping

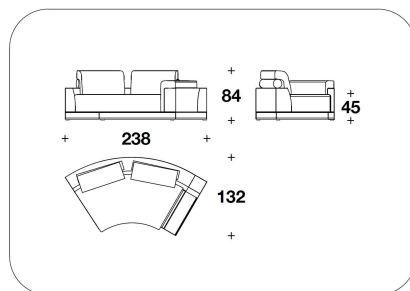


FENDI CASA
sofas & armchairs
ANDREW SECTIONAL

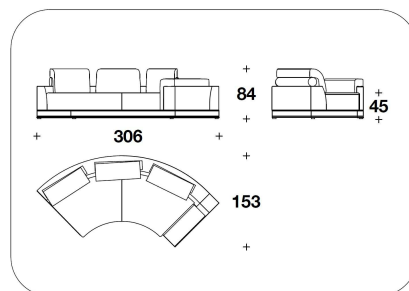
FENDI
CASA



OPTIONAL : APPLICAZIONE 4 BOTTONI
/ 4 BUTTONS APPLICATION



NRF (ECPDX) - NRF (ECPSX)
ELEMENTO CURVO DX O SX / RIGHT
OR LEFT CURVED ELEMENT
238x132x84H. - H.S.45cm
93 2/3x52x33H. - H.S.17 3/4"



NRF (ECDX) - NRF (ECSX)
ELEMENTO CURVO GRANDE DX O SX /
BIG RIGHT OR LEFT CURVED
ELEMENT
306x153x84H. - H.S.45cm
120 1/3x60 1/3x33H. - H.S.17 3/4"

Note