



DESCRIZIONE TECNICA / TECHNICAL DESCRIPTION

N.B. GLI ELEMENTI COMPOSITIVI NON SONO VENDIBILI SINGOLARMENTE, MA SOLO IN UNA COMPOSIZIONE DI SEDUTE

STRUTTURA Legno imbottito con Poliuretano e Fiberfill

CUSCINAT.SEDUTA Cinghie elastiche intrecciate; cuscineria in piuma con interno in Poliuretano

CUSCINAT.SCHIENALE Piuma

RIVESTIMENTO Tessuto o pelle non removibile

Esterno bracciolo con lavorazione capitonné

PIEDI / BASAMENTO Acciaio finitura cromo lucido

OPTIONAL 1 Basamento con finitura canna di fucile

OPTIONAL 2 Basamento con finitura Bronze Shadow

OPTIONAL VASSOIO Legno impiallacciato Ebony Macassar finitura lucida spazzolata oppure laccato, per pouf o elemento angolare

N.B. THE SECTIONAL ELEMENTS ARE NOT AVAILABLE AS SINGLE ELEMENT, BUT ONLY IN A SECTIONAL SOFA

FRAME Wood padded with Polyurethane and Fiberfill

SEAT CUSHION Interwoven elastic belts; cushions in feather with Polyurethane insert

BACK CUSHION Feather

COVER Not removable fabric or leather

Outer frame with capitonné manufacture

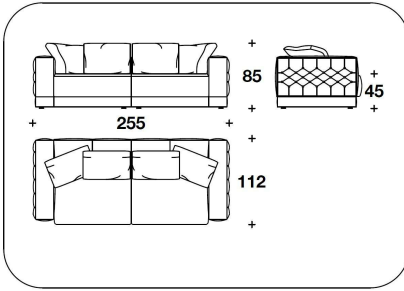
FEET / BASE Steel with polished chrome finishing

OPTIONAL 1 Base with gun-metal grey finishing

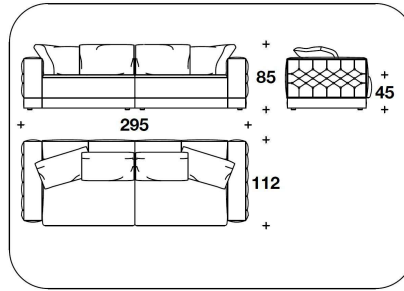
OPTIONAL 2 Base with Bronze Shadow finishing

OPTIONAL TRAY Wood veneered Ebony Macassar glossy polished finishing or lacquered, for ottoman or corner element

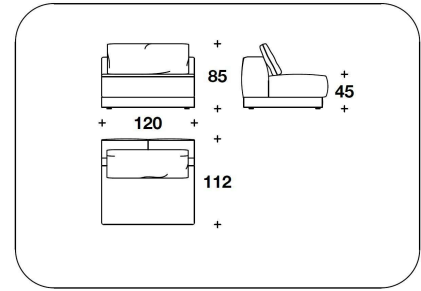




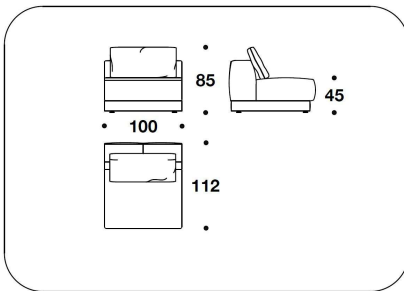
CLS (D3)
DIVANO 3 POSTI / 3 SEATER SOFA
255x112x85H. - H.S.45cm
100 1/3x44x33 1/3H. - H.S.17 3/4"



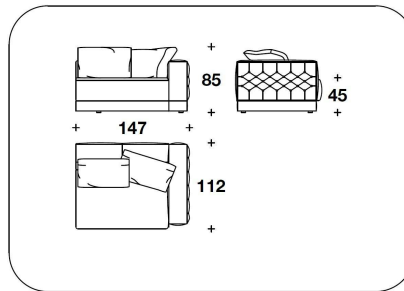
CLS (D4)
DIVANO 4 POSTI / 4 SEATER SOFA
295x112x85H. - H.S.45cm
116x44x33 1/3H. - H.S.17 3/4"



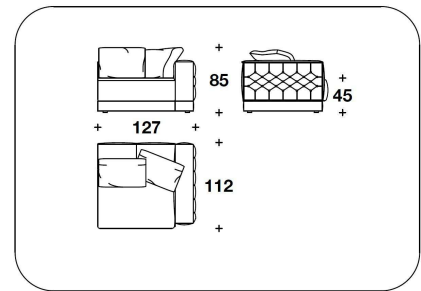
CLS (E1CNG)
ELEMENTO CENTRALE GRANDE / BIG
CENTRAL ELEMENT
120x112x85H. - H.S.45cm
47 1/3x44x33 1/3H. - H.S.17 3/4"



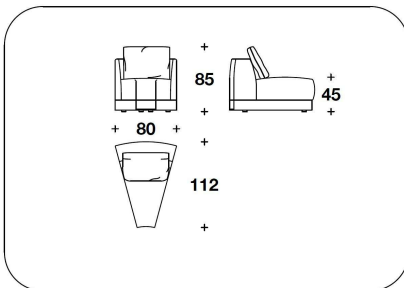
CLS (E1CNP)
ELEMENTO CENTRALE PICCOLO /
SMALL CENTRAL ELEMENT
100x112x85H. - H.S.45cm
39 1/3x44x33 1/3H. - H.S.17 3/4"



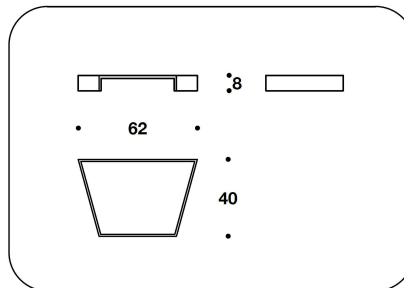
CLS (E1DG) - CLS (E1SG)
ELEMENTO 1 POSTO GRANDE
C/BRACCIOLO DX O SX / 1 SEATER BIG
ELEMENT W/RIGHT OR LEFT ARM
147x112x85H. - H.S.45cm
58x44x33 1/3H. - H.S.17 3/4"



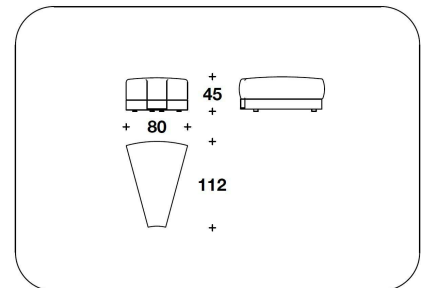
CLS (E1DP) - CLS (E1SP)
ELEMENTO 1 POSTO C/BRACCIOLO
DX O SX / 1 SEATER ELEMENT
W/RIGHT OR LEFT ARM
127x112x85H. - H.S.45cm
50x44x33 1/3H. - H.S.17 3/4"



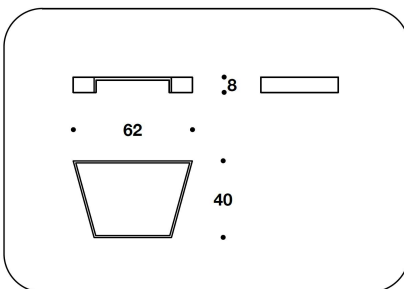
CLS (ANG2) - VSS (01) - VSS (01E)
ELEMENTO ANGOLARE PICCOLO /
SMALL CORNER ELEMENT
80x112x85H. - H.S.45 - 62x40x8H.cm
31 1/3x44x33 1/3H. - H.S.17 3/4 - 24
1/3x15 3/4x3 "



CLS (ANG2) - VSS (01) - VSS (01E)
ELEMENTO ANGOLARE PICCOLO /
SMALL CORNER ELEMENT
80x112x85H. - H.S.45 - 62x40x8H.cm
31 1/3x44x33 1/3H. - H.S.17 3/4 - 24
1/3x15 3/4x3 "



CLS (POU) - VSS (01) - VSS (01E)
POUF / OTTOMAN
80x112x45H. - 62x40x8H.cm
31 1/3x44x17 3/4H. - 24 1/3x15 3/4x3
1/4H."



CLS (POU) - VSS (01) - VSS (01E)
POUF / OTTOMAN
80x112x45H. - 62x40x8H.cm
31 1/3x44x17 3/4H. - 24 1/3x15 3/4x3
1/4H."

FENDI CASA
sofas & armchairs
MARK

FENDI
CASA

Note