



**DESCRIZIONE TECNICA / TECHNICAL DESCRIPTION**

**N.B. GLI ELEMENTI COMPOSITIVI NON SONO VENDIBILI SINGOLARMENTE, MA SOLO IN UNA COMPOSIZIONE DI SEDUTE**

**STRUTTURA** Legno imbottito con Poliuretano e Fiberfill

**SEDUTA** Cinghie elastiche intrecciate; cuscineria in piuma con inserto in Poliuretano

**CUSCIN. SCHIENALE** Cuscini in piuma

**RIVESTIMENTO** Tessuto o pelle non removibile. Struttura frontale realizzabile anche in tessuto o pelle stampata (vedi listino prezzi a componenti). Filetto in tessuto o pelle sul bracciolo

**PIEDI** In legno tinto wengé, profilo in acciaio finitura cromo lucido

**OPTIONAL 1** Filetto Selleria

**OPTIONAL 2-3** Profilo finitura canna di fucile (2) o Bronze Shadow (3)

**N.B. THE SECTIONAL ELEMENTS ARE NOT AVAILABLE AS SINGLE ELEMENT, BUT ONLY IN A SECTIONAL SOFA**

**FRAME** Wood padded with Polyurethane and Fiberfill

**SEAT** Interwoven elastic bands; cushions in feather with Polyurethane insert

**BACK CUSHIONS** In feather

**COVER** Not removable fabric or leather with coordinated fabric or leather piping on armrests

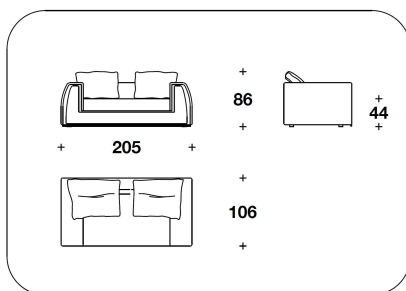
Frontal cover available also in fabric or printed leather (see price for component on the price list). Fabric or leather piping on armrests

**FEET** In wood stained wengé. Steel profile with polished chrome finishing

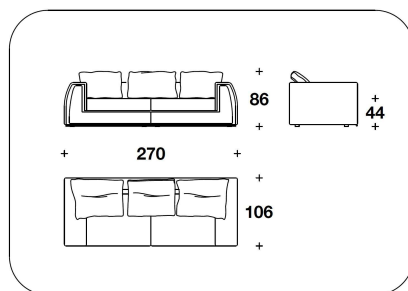
**OPTIONAL 1** Selleria piping

**OPTIONAL 2-3** Profile with gun-metal grey (2) or Bronze Shadow (3) finishing

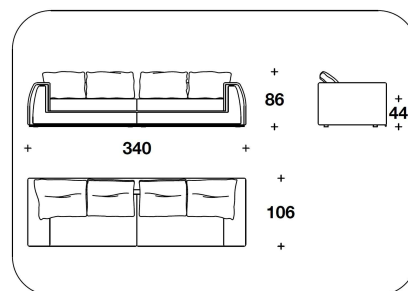




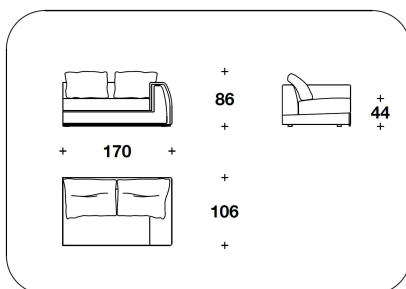
NPR (LS)  
 LOVESEAT  
 205x106x86H. – H.S.44 cm  
 80 2/3x41 2/3x34H. – H.S.17 1/4 "



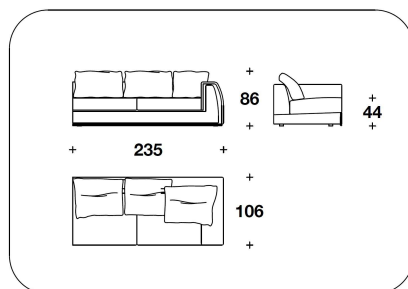
NPR (D3)  
 DIVANO 3 POSTI / 3 SEATER SOFA  
 270x106x86H. – H.S.44 cm  
 106 1/3x41 2/3x34H. – H.S.17 1/4 "



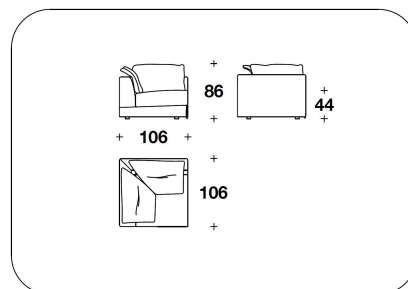
NPR (D4)  
 DIVANO 4 POSTI / 4 SEATER SOFA  
 340x106x86H. – H.S.44 cm  
 134x41 2/3x34H. – H.S.17 1/4 "



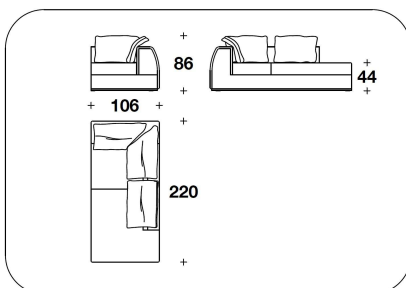
NPR (E1DG) - NPR (E1SG)  
 ELEMENTO SEDUTA GRANDE  
 C/BRACCIOLO DX O SX / SEAT  
 ELEMENT BIG W/RIGHT OR LEFT  
 170x106x86H. – H.S.44 cm  
 67x41 2/3x34H. – H.S.17 1/4 "



NPR (E3D) - NPR (E3S)  
 ELEMENTO SEDUTA 3 POSTI DX O SX /  
 3 SEATER ELEMENT RIGHT OR LEFT  
 235x106x86H. – H.S.44 cm  
 92 2/3x41 2/3x34H. – H.S.17 1/4 "



NPR (ANG)  
 ELEMENTO ANGOLARE / CORNER  
 ELEMENT  
 106x106x86H. – H.S.44 cm  
 41 2/3x41 2/3x34H. – H.S.17 1/4 "



NPR (MED) - NPR (MES)  
 MERIDIENNE : DX O SX / RIGHT OR  
 LEFT  
 220x106x86H. – H.S.44 cm  
 86 2/3x41 2/3x34H. – H.S.17 1/4 "

**Note**